


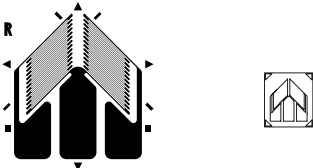


Transducer-Class® Strain Gages

GAGE PATTERN <small>Actual size shown. Enlarged when necessary for definition.</small>		GAGE DESIGNATION	RES. IN OHMS	STANDARD CREEP CODE
DIMENSIONS	<div>inch</div> <div>millimeter</div>			

				Smaller version of T029/T030.		
GAGE LENGTH	OVERALL LENGTH	GRID WIDTH	OVERALL WIDTH	N2A-XX-S203P-175 N2A-XX-T031P-350 N2K-XX-T032P-350/DP N2K-XX-S137Q-10C/DP TK-XX-T032P-350/DP TK-XX-S137Q-10C/DP	175 ± 0.2% 350 ± 0.2% 350 ± 0.2% 1000 ± 0.2% 350 ± 0.2% 1000 ± 0.2%	P P P Q P Q
0.075	0.220	0.060	0.170			
1.91	5.59	1.52	4.32			
MATRIX SIZE	0.28 L x 0.23 W		7.1 L x 5.8 W			

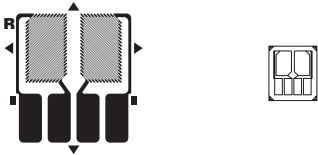
 				Encapsulated version of T031/T032.		
GAGE LENGTH	OVERALL LENGTH	GRID WIDTH	OVERALL WIDTH			
0.075	0.22	0.060	0.190			
1.91	5.6	1.52	4.83			
MATRIX SIZE	0.28 L x 0.25 W		7.1 L x 6.4 W	J2A-XX-S036R-350 J5K-XX-S1448-350/DP	350 ± 0.4% 350 ± 0.4%	R N/A


				Three-tab version of S036 pattern.		
GAGE LENGTH	OVERALL LENGTH	GRID WIDTH	OVERALL WIDTH	J2A-XX-S254R-350	350 ± 0.4%	R
0.075	0.216	0.060	0.190			
1.91	5.49	1.52	4.83			
MATRIX SIZE	0.28L x 0.25 W		7.1 L x 6.4 W			




Transducer-Class® Strain Gages

GAGE PATTERN <small>Actual size shown. Enlarged when necessary for definition.</small>		GAGE DESIGNATION	RES. IN OHMS	STANDARD CREEP CODE
DIMENSIONS	<div>inch</div> <div>millimeter</div>			

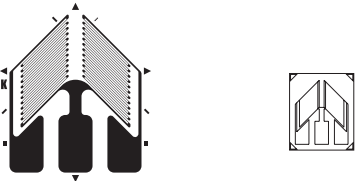
				Rectangular-grid, 1000-ohm version of S036 pattern.		
GAGE LENGTH	OVERALL LENGTH	GRID WIDTH	OVERALL WIDTH			
0.085	0.226	0.114	0.200			
2.16	5.74	2.89	5.08			
MATRIX SIZE	0.28 L x 0.25 W		7.1 L x 6.4 W	J2A-XX-S173R-10C	1000 ± 0.4%	R


				Dual-element patterns for shear or torque transducers.		
GAGE LENGTH	OVERALL LENGTH	GRID WIDTH	OVERALL WIDTH			
0.125	0.318	0.10	0.250			
3.18	8.08	2.54	6.35			
MATRIX SIZE	0.38 L x 0.31 W		9.6 L x 7.9 W	N2A-XX-T029Q-350 N2A-XX-S096H-10C N2K-XX-T030R-350/DP N2K-XX-S083R-10C/DP TK-XX-T030R-350/DP TK-XX-S083R-10C/DP	350 ± 0.2% 1000 ± 0.2% 350 ± 0.2% 1000 ± 0.2% 350 ± 0.2% 1000 ± 0.2%	Q H R R R R

				Encapsulated versions of T029/S096.		
GAGE LENGTH	OVERALL LENGTH	GRID WIDTH	OVERALL WIDTH			
0.125	0.33	0.100	0.275			
3.18	8.4	2.54	6.99			
MATRIX SIZE	0.40 L x 0.34 W		10.1 L x 8.5 W	J2A-XX-S101P-175 J2A-XX-S034P-350 J2A-XX-S122P-10C	175 ± 0.4% 350 ± 0.4% 1000 ± 0.4%	P P P

Transducer-Class® Strain Gages

GAGE PATTERN <small>Actual size shown. Enlarged when necessary for definition.</small>		GAGE DESIGNATION	RES. IN OHMS	STANDARD CREEP CODE
DIMENSIONS	<div>inch</div> <div>millimeter</div>			

				Three-tab version of S034 pattern.		
GAGE LENGTH	OVERALL LENGTH	GRID WIDTH	OVERALL WIDTH			
0.125	0.33	0.100	0.275			
3.18	8.4	2.54	6.99			
MATRIX SIZE	0.40 L x 0.34 W		10.1 L x 8.5 W	J2A-XX-S111K-350	350 ± 0.4%	K

				Encapsulated dual-shear pattern with tabs at both ends of pattern.		
GAGE LENGTH	OVERALL LENGTH	GRID WIDTH	OVERALL WIDTH			
0.125	0.360	0.201	0.252			
3.18	9.14	5.10	6.40			
MATRIX SIZE	0.39L x 0.29 W		9.9 L x 7.4 W	J2A-XX-S245K-350	350 ± 0.4%	K